


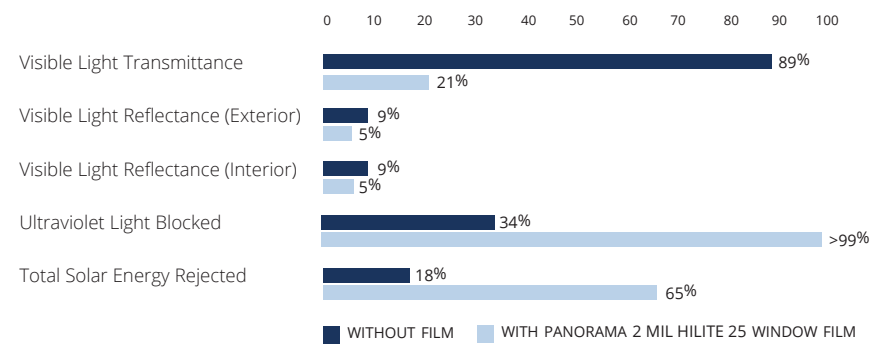
PANORAMA® 2 MIL HILITE® 25



INTERIOR VIEW



Comparison of performance on 1/4" (6mm) thick clear glass.




PANORAMA® HILITE® 25

Hilite 25 offers optimum glare control and privacy with low reflectance and softened natural light, while rejecting substantial amounts of solar energy, to keep room temperature comfortable and reduce cooling costs.

Improve the quality of your life by keeping out uncomfortable heat, protecting your furnishings and letting in the view you love, while keeping visual reflectivity minimal.

PANORAMA® 2 MIL HILITE® 25



EXTERIOR VIEW

Performance Parameters for Different Window Types

	1/8" (3mm) Single clear		1/4" (6 mm) Single clear		1/8" (3mm) Double clear		1/4" (6mm) Double clear	
	No film	2 Mil Hilite 25	No film	2 Mil Hilite 25	No film	2 Mil Hilite 25	No film	2 Mil Hilite 25
Visible light								
Transmittance %	90	21	89	21	81	19	79	18
Reflectance exterior %	9	5	9	5	16	13	15	13
Reflectance interior %	9	5	9	5	16	6	15	6
Glare reduction %	0	77	0	77	0	77	0	77
Solar Energy								
Total solar energy rejected %	14	66	18	65	24	53	30	54
Solar heat gain coefficient	.86	.34	.82	.35	.76	.47	.70	.46
Energy distribution								
Transmittance %	83	18	77	17	69	15	61	14
Absorptance %	9	57	16	62	18	61	27	68
Reflectance %	8	25	7	21	13	24	12	18
Thermal energy								
Emissivity	.84	.66	.84	.66	.84	.66	.84	.66
Winter U-factor (Btu hr/ft² °F)	1.04	.94	1.02	.93	.48	.45	.47	.45
Fade control								
UV Tdw-ISO @ 300 to 700 nm %	85	14	82	14	74	13	70	12
Fade reduction %	0	84	0	83	0	82	0	83
Ultraviolet light blocked @ 300 to 380 nm %	27	>99	34	>99	41	>99	50	>99



1. Performance results are calculated using NFRC methodology and LBNL Window software, and are subject to variations within industry standards and only intended for estimating purposes. This data is provided for informational purposes only and are subject to normal manufacturing variances.
 2. Performance results for glare and fade reduction are calculated by comparing filmed glass to that of untreated glazing.

ONLY AVAILABLE THROUGH A PANORAMA DEALER
 For full details and additional information please visit www.solargard.com/panorama.

SK0314PAN2HL25 09/20
 © Copyright 2020, Saint-Gobain
 High Performance Solutions and/or its affiliates

All Rights Reserved • www.solargard.com

Please recycle

